



SUPAGAS
YES WE CAN!



NEW LCC27 VALVE CONNECTION

Due to the changes to the valve and the appliance hose connection, not all appliances will be able to connect to all cylinders. The pictures below show which combinations of valve and appliance connections work best, which combinations work okay, and which combinations won't work at all.



LCC27 VALVE + LCC27 APPLIANCE CONNECTION

This connection combines the safety improvements of the valve and the appliance connection to provide the optimal safety benefits for the consumer.




TYPE 21 POL VALVE + TYPE 21 POL APPLIANCE CONNECTION

This connection provides the same combination of valve and appliance connection that consumers have become familiar with over decades. When used correctly, this combination provides the consumer with a safe connection.



LCC27 VALVE + TYPE 21 POL APPLIANCE CONNECTION

This connection will still work safely, but the optimal safety benefits are derived when pairing the LCC27 valve with an LCC27 appliance connection.



TYPE 21 POL VALVE + LCC27 APPLIANCE CONNECTION

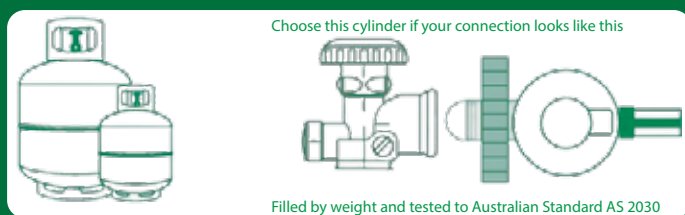
This connection is incompatible. Consumers should return to their SupaSwap supplier and exchange the Type 21 POL cylinder for an LCC27 cylinder.



IF I CHOOSE THE WRONG CYLINDER, CAN I USE AN ADAPTOR TO MAKE THE CONNECTION?

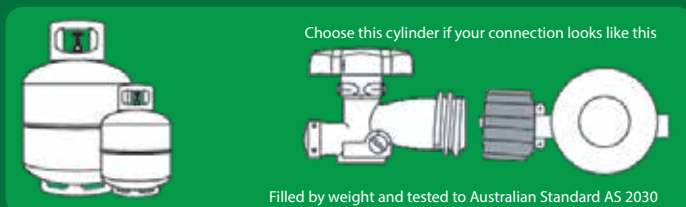
Attempting to use an adaptor between the appliance connection and the valve is illegal and has led to many more incidents in countries overseas where a similar valve connection change was implemented.

To assist customers with selecting the correct cylinder for their appliance, we've added descriptive pictures to the cylinder labels and also colour coded them. These colour coded labels will also help our staff select the correct cylinders when loading cages and vehicles.



TYPE 21 POL VALVE LABEL

White background label with green print showing the Type 21 POL valve connecting to Type 21 POL appliance.



NEW LCC27 VALVE LABEL

Green background label with white print showing the LCC27 valve connecting to LCC27 appliance connection.

TYPE 21 POL VALVE LABEL

If your appliance connection looks like this.



THEN CHOOSE A CYLINDER WITH A WHITE LABEL LIKE THIS



NEW LCC27 VALVE LABEL

If your appliance connection looks like this.



THEN CHOOSE A CYLINDER WITH A GREEN LABEL LIKE THIS



For more information on these changes
ask in store or visit www.supagas.com.au

Scan to view,
download & print.

